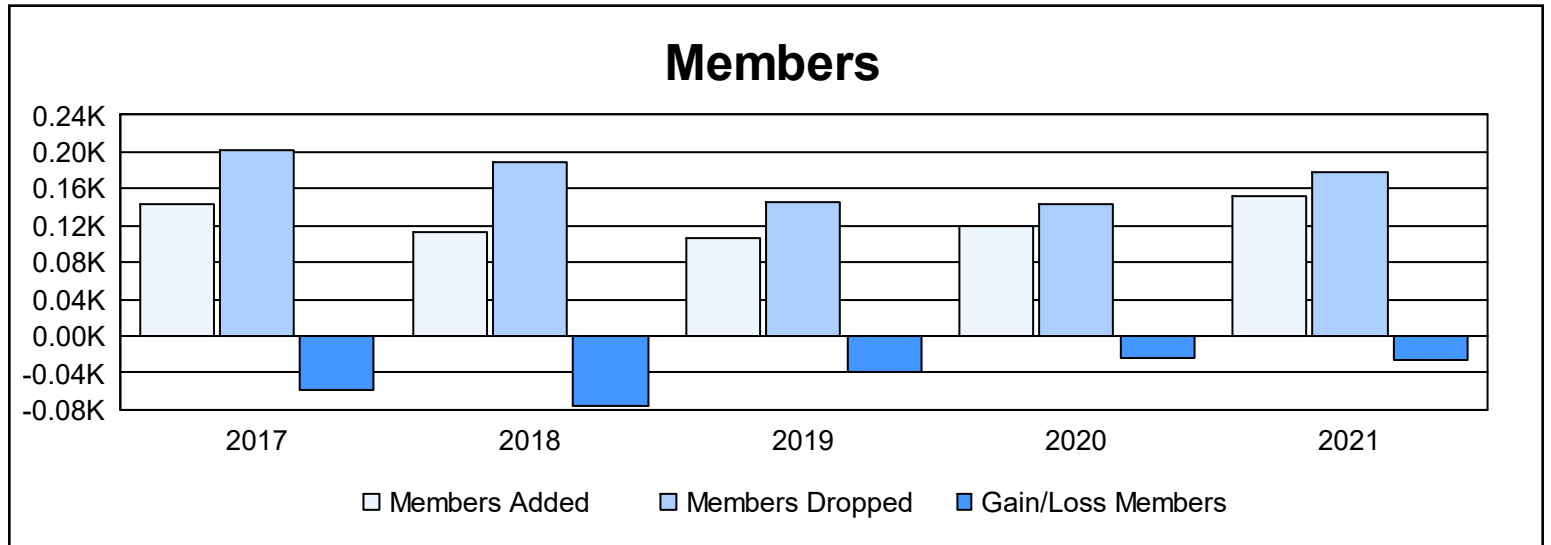
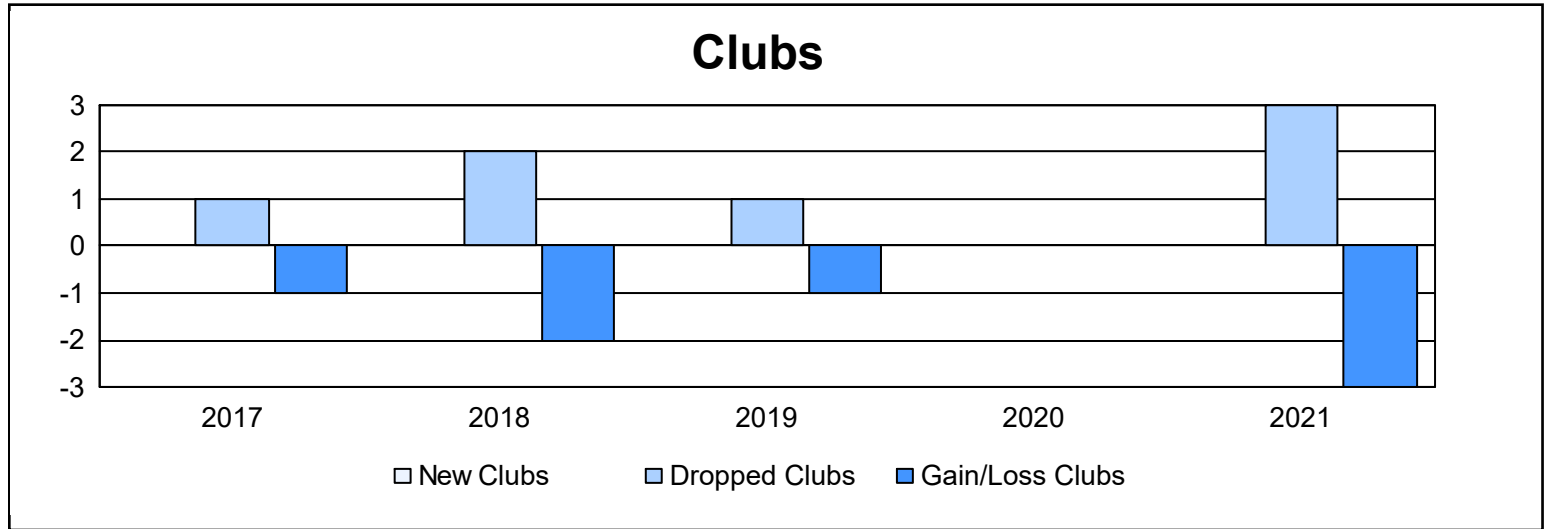
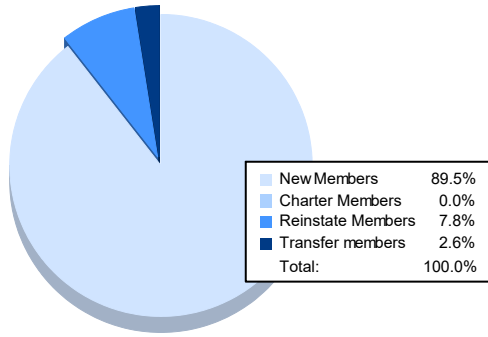


| Year           | New Clubs | Dropped Clubs | Gain/ Loss Clubs | New Members | Charter Members | Reinstate Members | Transfer Members | Total Member Added | Total Members Dropped | Gain/ Loss Members |
|----------------|-----------|---------------|------------------|-------------|-----------------|-------------------|------------------|--------------------|-----------------------|--------------------|
| 2016-2017      | 0         | 1             | -1               | 126         | 2               | 9                 | 6                | 143                | 202                   | -59                |
| 2017-2018      | 0         | 2             | -2               | 93          | 1               | 15                | 3                | 112                | 189                   | -77                |
| 2018-2019      | 0         | 1             | -1               | 91          | 2               | 4                 | 9                | 106                | 145                   | -39                |
| 2019-2020      | 0         | 0             | 0                | 99          | 0               | 7                 | 13               | 119                | 144                   | -25                |
| 2020-2021      | 0         | 3             | -3               | 137         | 0               | 12                | 4                | 153                | 179                   | -26                |
| <b>Average</b> | <b>0</b>  | <b>1</b>      | <b>-1</b>        | <b>109</b>  | <b>1</b>        | <b>9</b>          | <b>7</b>         | <b>127</b>         | <b>172</b>            | <b>-45</b>         |



### Membership Composition June 2021 Cumulative



### Gender Composition June 2021 Cumulative

